



THE KRAFT HEINZ COMPANY

Protocolli

- Gestione Covid-19
- Aggiornamento EWC, 20 Marzo 2020

Agenda

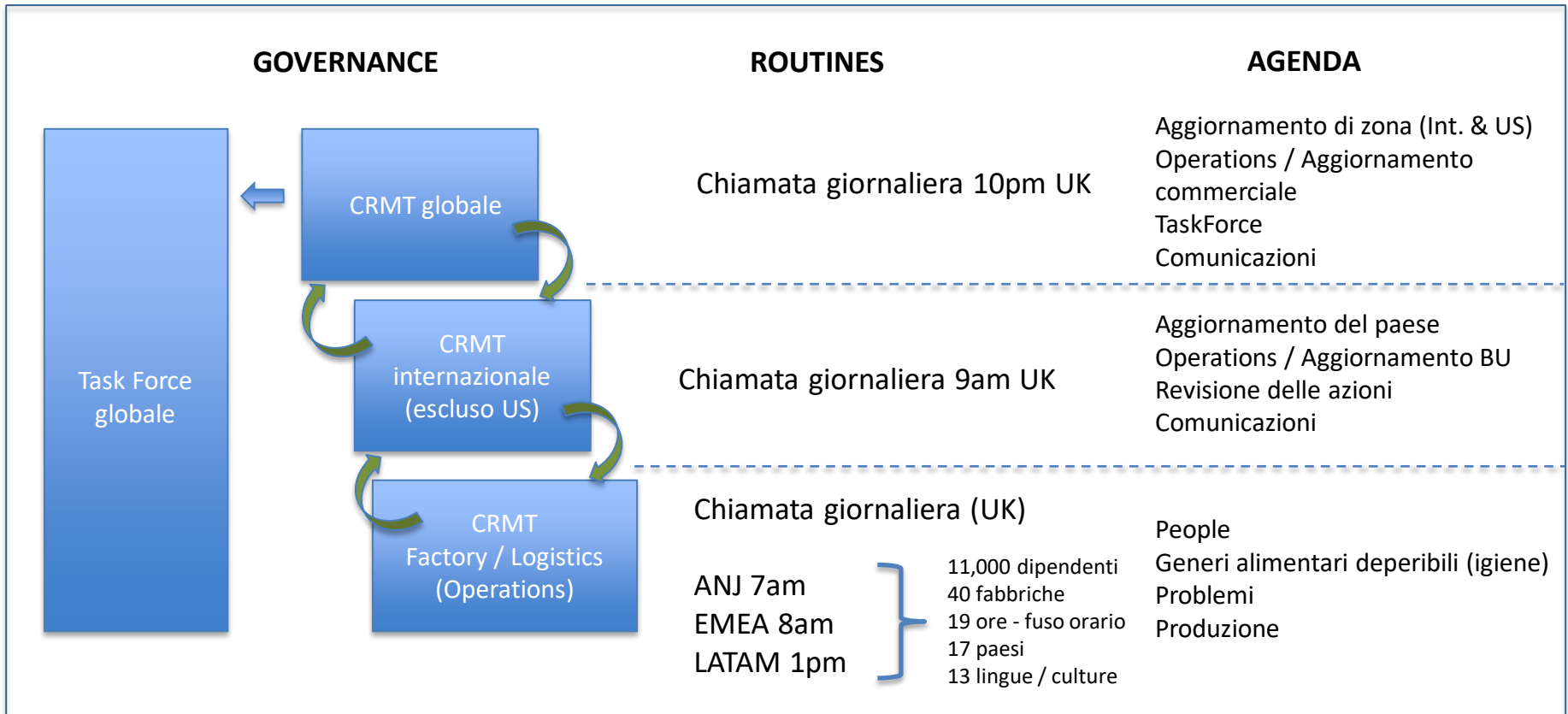
- Governance
- Protocolli
- In pratica

Approccio

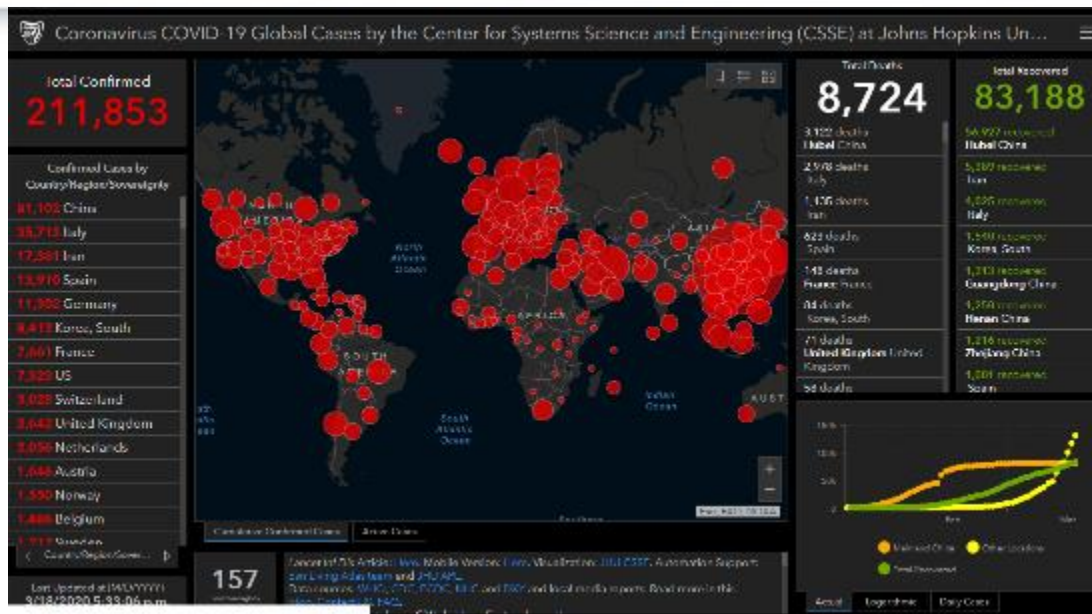


Approccio

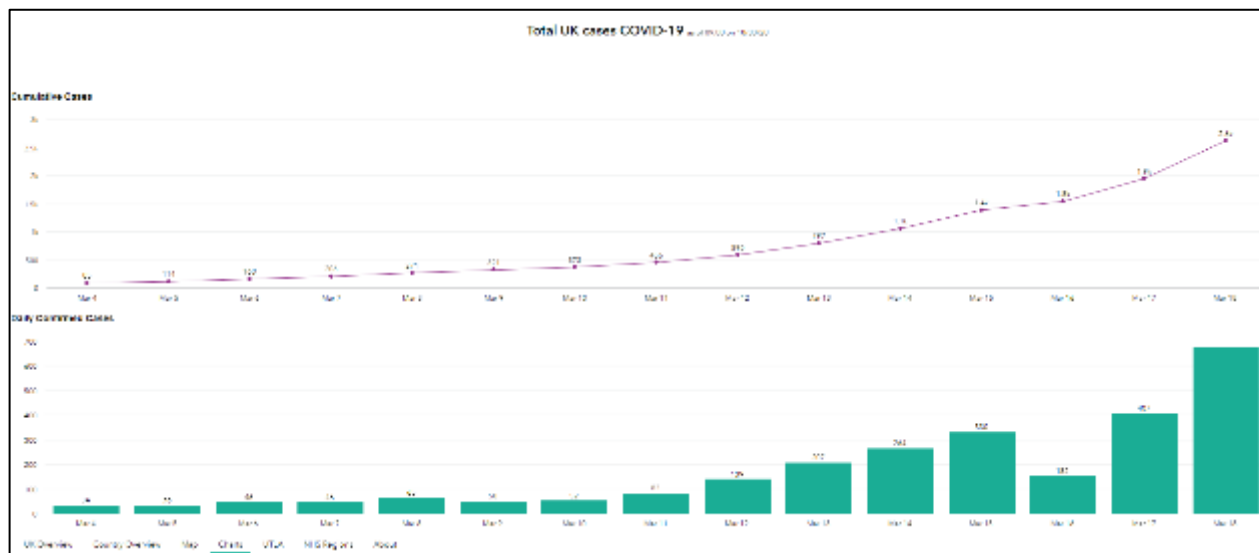
- Allineamento con indicazioni governative globali, europee e locali
- Agile, adattivo e di apprendimento
- Governance forte e routines



CRMT – Team di gestione della risposta della crisi



[WHO - COVID-19](#)



[PHE - COVID-19](#)

Protocolli



Protocolli Operativi

- Una Location [COVID-19 Operations Crisis Team](#)
- Struttura “Trigger and Response” – 5 Livelli
- Tutti i siti devono applicare i Livelli di Risposta 1 & 2
- I Livelli di Risposta 3, 4 e 5 sono applicati caso per caso

Livello 1 - Preparazione

- Contatti e comunicazione
- Ruoli Critici
- Persone a rischio
- Routines e modi di lavorare
- Supply chain

Livello 2 – Controlli di base

- Distanza fisica
- Pulizia e sanificazione aggiuntive
- Disinfezione delle mani all'ingresso della fabbrica
- Screening degli ingressi
- Comunicazioni

KraftHeinz [World - Coronavirus](#)

COVID-19 International Factories Protocols
V12 – 13th March 2020

Information:
Good Hygiene practices apply as standard
Close Contact is defined as 25mins duration within 2metres proximity
Self-isolate means –

- Stay at home and avoiding other people as much as possible
- Do not have visitors and keep away from other family members as much as is practical

WHO website <https://www.who.int/emergencies/diseases/novel-coronavirus-2019>

Principles to follow:
Follow WHO advice, then local Government advice.
Any WHO Global Policies will be communicated and incorporated into the local Crisis Management teams

Objectives:
It is advised to convene the factory Crisis Management Response Team (CMRT) in preparation for any further escalation.
Factory Crisis Management Teams to set up a routine to:

- Monitor Category of the location and local conditions
- Local Government Advice on dealing with scenarios
- Identify Critical roles within the Factory
- Identify any Resource and equipment requirements
- Define local ways of working
- Communicate to Factory employees

Guidance to be defined locally as the situation changes.

The CMRT should escalate and feedback any relevant updates to Lead of Supply who is part of the International Crisis Management Response Team.
The International CMRT are linked into the IHC Global Crisis Management Response Team.

The following protocol should be used as a guide in conjunction with any existing local structures or local Government Government requests. The responses may be triggered by local conditions or as requested by the International CMRT.

COVID-19 CONFIRMED CASE, WHO TO ISOLATE - ACTIONS

To help the Factory Managers determine who to isolate following a CONFIRMED CASE, this principle is to be used as a guide.
Local Government advice is still to be followed
Contact Tracing for those who have had **Close Contact**
Close Contact is 15mins duration within 2metres proximity
Symptoms = Fever, cough or difficulty in breathing

COVID-19 DISTANCE CONTROL

To help reduce the spread of COVID-19, Social Distancing should be considered.
Using social areas in the factory, canteen, and areas, smoking areas, consider requesting employees to maintain at least 1m distance. Reduce the number of people in meetings and request distance.

Keep safe distances in canteen, smoking areas, queues for the lift.
Try 2m but not less than 1m.

If possible, in the canteen ask for alternative seating and tables.

If working by Company bus, try to maintain space.

Also, consider working with the Company that provides to clean facilities, parks and rooms before closing up operations.

In Pratica



Distanza fisica

Utrecht - DDS Meeting



Mantenere le distanze

Cairo - Mensa



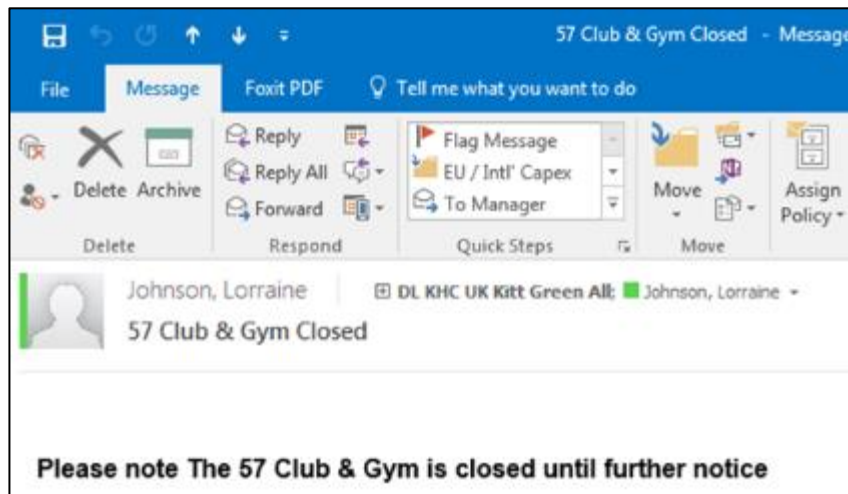

Sistemazione dei coperti

Distanza fisica

Utrecht - Mensa



Utrecht - Mensa



Installato schermo per separare il personale della cucina dai dipendenti

Pagamenti con Carta

KraftHeinz

Pulizia & sanificazione aggiuntive

- Pulizia di inizio turno
- Pulizia a fondo dopo l'autoisolamento
- Procedure di pulizia delle aree comuni
- Lavare le mani

KraftHeinz

THE KRAFT HEINZ COMPANY

**Cleaning, Sanitation & Disinfection
Procedures for
Work Areas and the Production Facility
16 March 2020**

Kitt Green HMI - Pulizia



Cairo – Sanificazione Bus



Ingresso al sito – Screening & Sanificazione

Cairo – Screening della temperatura



Kitt Green - Screening & Sanificazione



Comunicazioni

Dipendenti, Contractor e Visitatori

In questo sito valgono le seguenti regole:

- Tutti devono sanificare le mani all'entrata, poi lavarle e sanificarle prima di iniziare a lavorare o partecipare ad un meeting
- Durante il giorno, lavare e sanificare le mani ogni due ore
- Lavarle e sanificarle dopo aver utilizzato i servizi igienici
- Sanificare le mani prima e dopo aver usato servizi comuni come zone bevande, cucina o mensa
- Evitare di toccarsi il viso con le mani
- Tossire e starnutire in un fazzoletto e buttarlo immediatamente. Se non si ha a disposizione un fazzoletto, tossire e starnutire nel gomito



SUGGERIMENTI PER LA SALUTE E L'IGIENE NEI LUOGHI DI LAVORO



Lavati le mani frequentemente e a fondo (20 secondi con acqua calda)



Mantieni la tua scrivania più pulita ed igienizzata possibile



Mantieni le distanze tra te e chi tossisce / starnutisce

SUGGERIMENTI PER LA SALUTE E L'IGIENE NEI LUOGHI DI LAVORO



Evita di toccare occhi, naso e bocca



Copri bocca e naso con un fazzoletto monouso quando tossisci e starnutisci



Resta a casa se non ti senti bene

Grazie