

Information by OSHA on OIRA

There are 25 OIRA tools including the EU HORECA tool.

You can find all the individual HORECA tools on the OIRA webpage where you can filter per country and/or language:

https://oiraproject.eu/en/oira-tools?f%5B0%5D=sector%3AHotels%20restaurants%20catering&search_api_fulltext=&sort_by=field_publication_date&f%5B0%5D=sector%3AHotels%20restaurants%20catering&page=2

Currently there are the following tools:

- HORECA: Catalan and Spanish (2021), Slovenia (2021), EU tool (2019),
- Hotels and restaurants: Belgium – French and Dutch (2016), Lithuania (2018), France (2018), Bulgaria (2014)
- Cafes and restaurants: Greece (2022), Cyprus (2017), Latvia (2016)
- Catering: Croatia (2022), France (2021), Malta (2018), Portugal (2016), Greece (2016), Iceland (2015), Cyprus (2014)
- Waiters: Croatia (2022),
- Cooks: Croatia (2022), Slovenia (2016),
- Fast food: France (2021),
- Guest houses: Cyprus (2017), Latvian (2016)

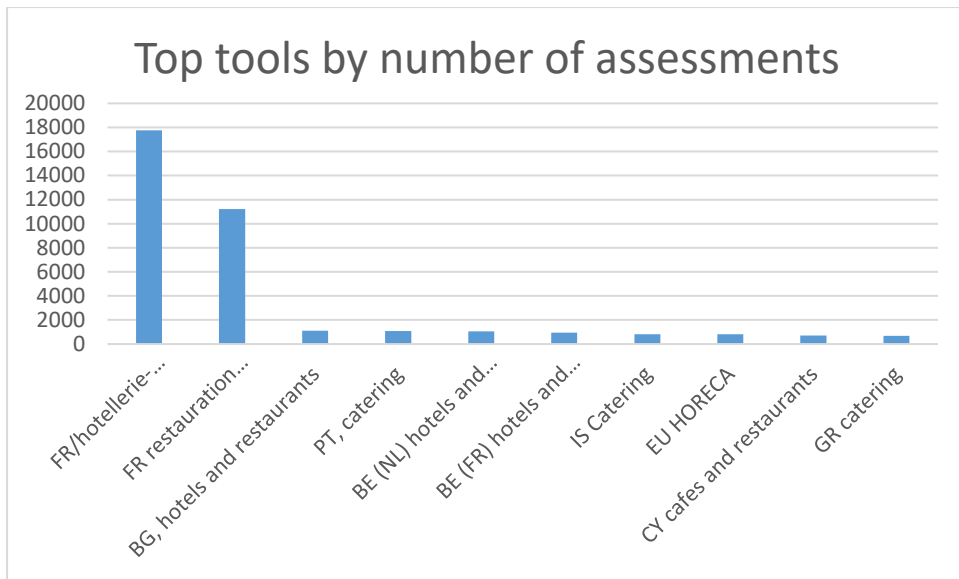
The EU HORECA tool stands with 812 assessments for the whole period since its launch in 2019.

For all HORECA tools the numbers are the following:

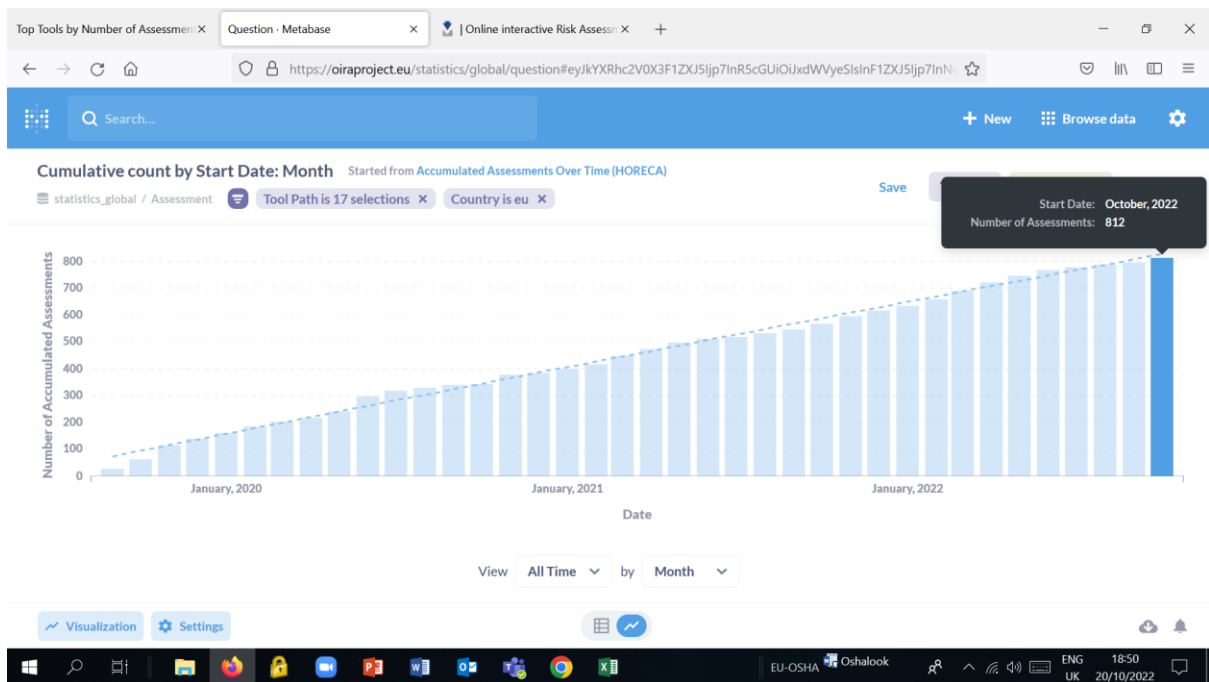
Accumulated assessments of all HORECA tools EU-wide: 27,535

The French HORECA tool clearly stands out: (please note that on FR there are 2 HORECA tools – one was used until 2019 and then substituted by a new version which is now public so you have to add the two first columns to get the figures for the FR HORECA hotel and restaurant tools in total).

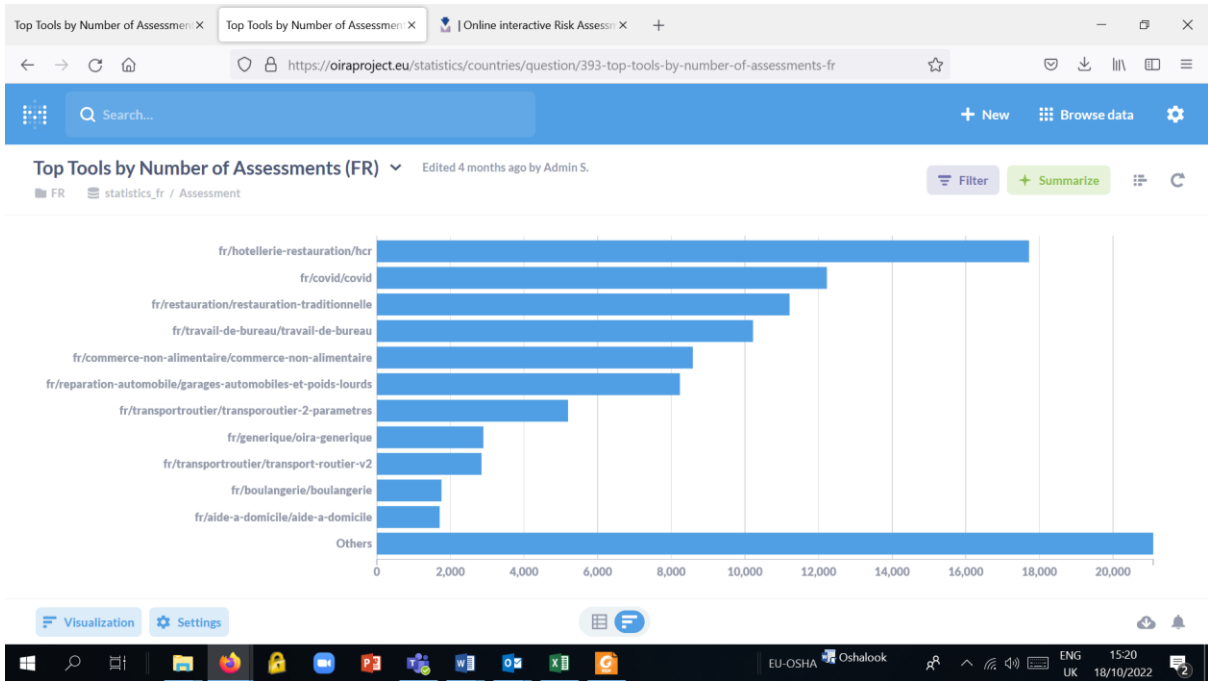
There are also new French catering and fast food tools which are not yet included in these statistics.



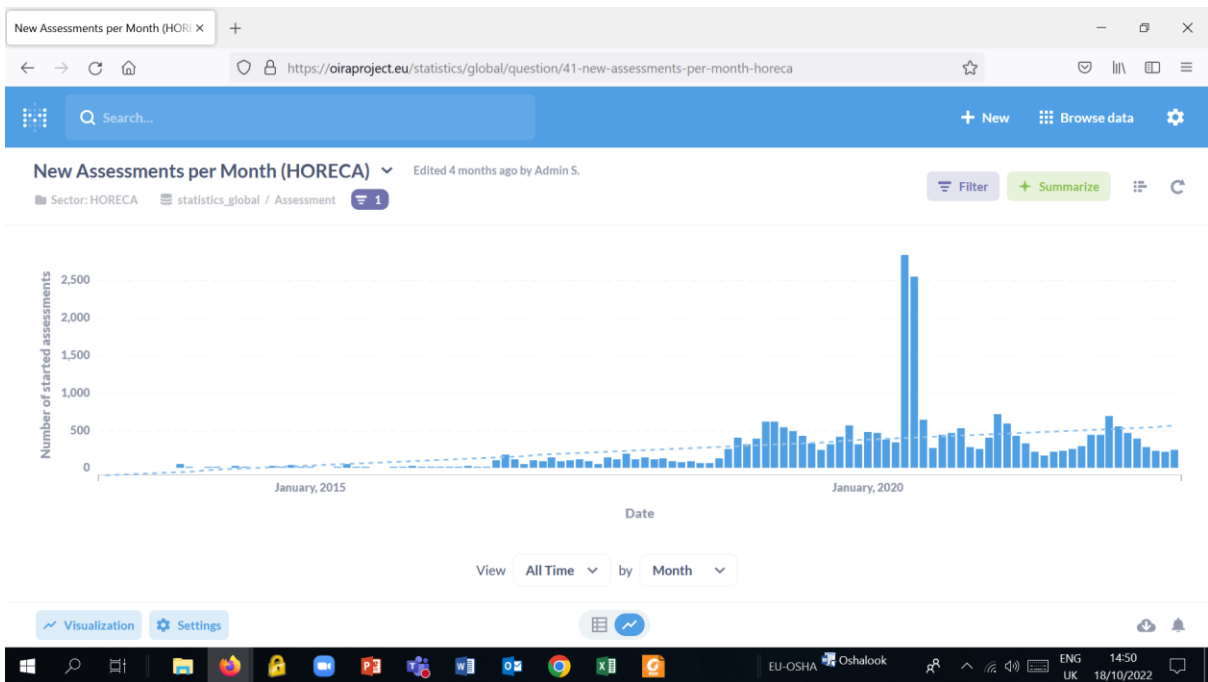
Accumulated assessments for the EU tool:



Looking at the French OiRA statistics you can see that in France the hotels and restaurants tool is the number 1 (you have here below to add line 1 and 3 the latter being the one which was used until 2019). Both tools have around 22.000 users in France.



New assessments for all tools – you can see a peak at the start of the pandemic.



Top Tools by Number of Assessment | Number Of Users And Assessments | Online interactive Risk Assessment

https://oiraproject.eu/statistics/countries/question/419-number-of-users-and-assessments-by-tool-since-publication

Search...

+ New Browse data

Number Of Users And Assessments By Tool / Since publication (FR)

Edited 4 months ago by Admin S.

FR statistics_fr / Tool

Filter Summarize

Tool Path	Num Users	Num Assessments
fr/hotellerie-restauration/hcr	12,668	17,493
fr/covid/covid	9,862	12,176
fr/restauration/restauration-traditionnelle	9,403	11,212
fr/travail-de-bureau/travail-de-bureau	7,817	9,703
fr/commerce-non-alimentaire/commerce-non-alimentaire	6,586	8,457
fr/reparation-automobile/garages-automobiles-et-poids-lourds	6,481	8,141
fr/transportroutier/transportroutier-2-parametres	4,547	5,193
fr/transportroutier/transport-routier-v2	2,202	2,777
fr/generique/oir-a-generique	2,172	2,546
fr/boulangerie/boulangerie	1,326	1,681

Visualization Settings

Showing 45 rows

EU-OSHA Oshalook

ENG 15:25
UK 18/10/2022